


Consider the character(s) of the witches in Shakespeare's Macbeth. They are outside of society, foretellers of truth, and wield a power that lies beyond the other characters' influence. As a designer and craftsperson, imagine how you might portray the witches in three different time periods/conceptual worlds. Consider how you would use your skills and interests in fabric manipulation, crafts, and painting to actualize these costumes. Present these three approaches using research, sketches, swatches, and an overview of the process for creating each look.





“Most books on witchcraft will tell you that witches work naked. This is because most books on witchcraft are written by men.” - Good Omens

Macbeth Witches Iteration 1

Research - World of the Play







Research - Costumes for the Rest of the Production







Research - Witches



Sketches



Sketches



Process


Drape the dresses

Fit them

Build out of fashion fabric and second fitting

Ombre dye with Dharma Fiber Reactive Procion Dyes

- Color testing
- Samples in each type of fabric
- Large vat and a pulley system





Macbeth Witches Iteration 2

Research - Elizabethan England, the World of the Play





Research - Elizabethan England, Costumes



Research - Witches



Sketches



Process

Build custom corsets for each



Custom wigs for each actor

Add Magpie feathers, bones, colorful gemstone pendants and beads by threading them through the hair and braids as well as leather strips

Last step is to add mud to the bottom of the skirt, on corset, and on the hair using Kryolan Aquacolor so it's flexible and not ridged and can move with the hair and fabric like actual dirt



Examples




Macbeth Witches Iteration 3

Research - Forest Aesthetic



Research - 11th Century England




Medieval European man and woman, 13th century




Medieval European woman, 12th century



Medieval European man, 12th century



Research - Witches



Sketches



Process

Partial prosthetic for the face (forehead and cheeks) and head.

Spandex unitard for the body with stitched/glued on moss (made out of foam and acrylic paint)

The boots/shoes are built up off of other pairs of shoes using foam and worbla. They snap on to the unitard for security

Gauntlets are made out of same fabric as unitard but with worbla

Massive crafts/makeup collaboration